

# Scepter™ 3.0 Handheld Automated Cell Counter Overview



## Cell Counter Controls



### Press the Menu button to:

- Turn on the instrument (press and hold)
- Access or return to the menu screen
- Power down instrument (press and hold)



### Use the Arrow buttons to:

- Scroll to desired fields
- Adjust gates



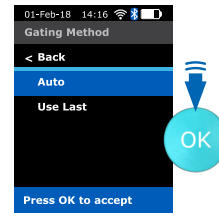
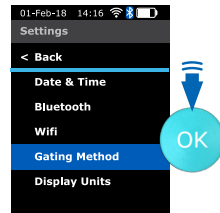
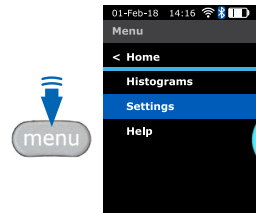
### Use the OK button to:

- Initiate the cell counting process
- Accept selected fields
- Advance to continue



The Ejector button ejects the sensor from the instrument

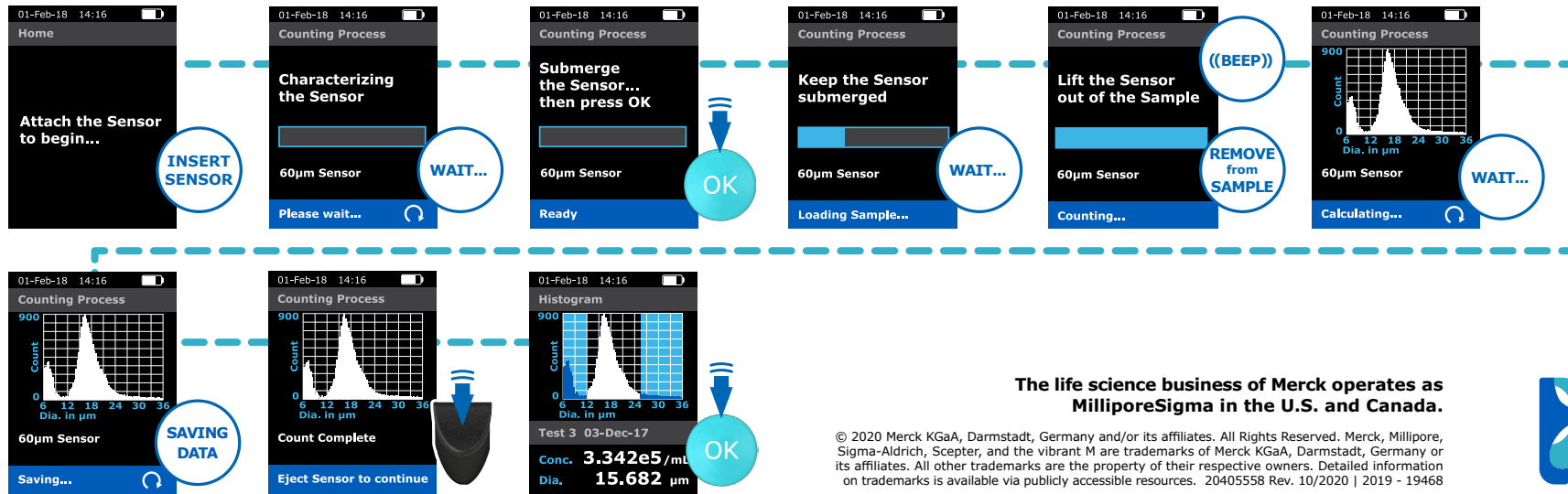
## Setting Gating Method



For full User Guide, Bluetooth®, and WiFi Instructions visit: [www.sigmaldrich.com/scepter](http://www.sigmaldrich.com/scepter)

Millipore®

# Sample and Count



The life science business of Merck operates as MilliporeSigma in the U.S. and Canada.

© 2020 Merck KGaA, Darmstadt, Germany and/or its affiliates. All Rights Reserved. Merck, Millipore, Sigma-Aldrich, Scepter, and the vibrant M are trademarks of Merck KGaA, Darmstadt, Germany or its affiliates. All other trademarks are the property of their respective owners. Detailed information on trademarks is available via publicly accessible resources. 20405558 Rev. 10/2020 | 2019 - 19468

